

## Section 05

# Data

---

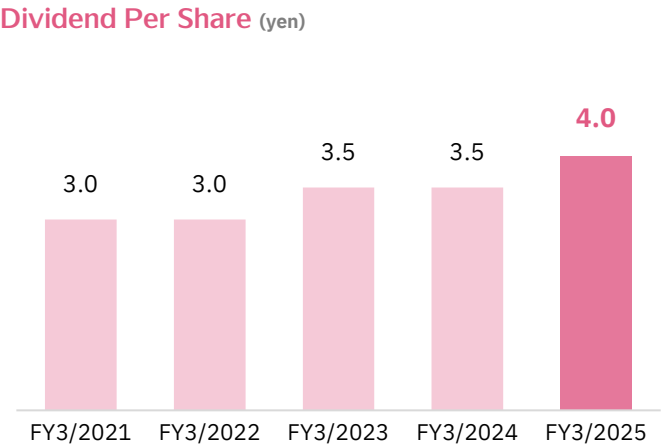
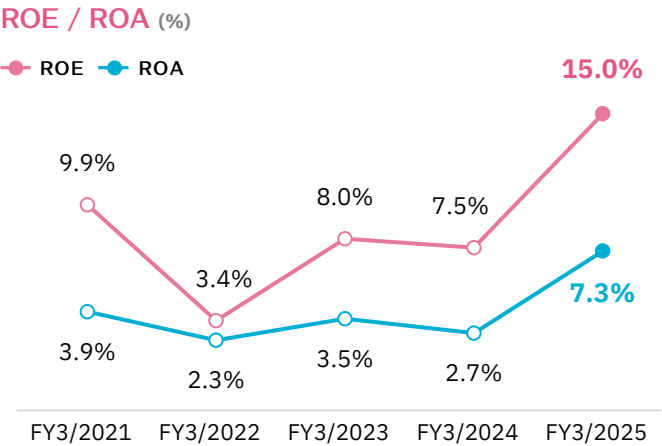
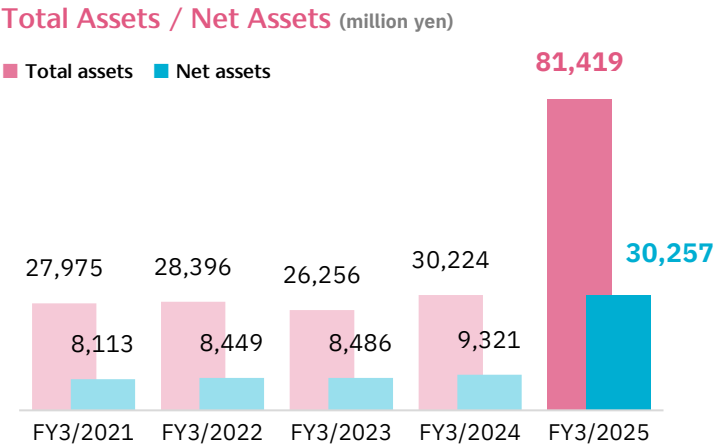
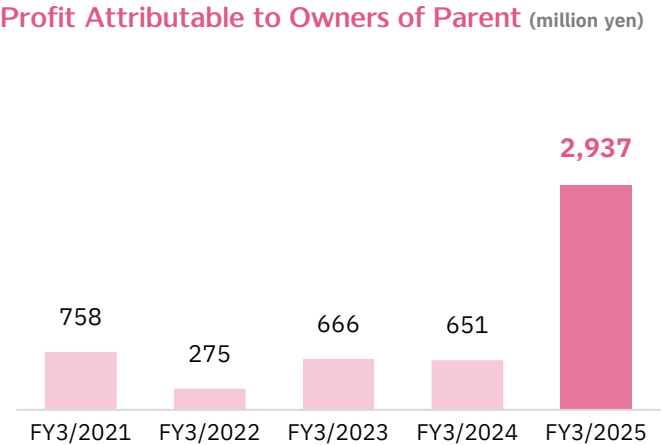
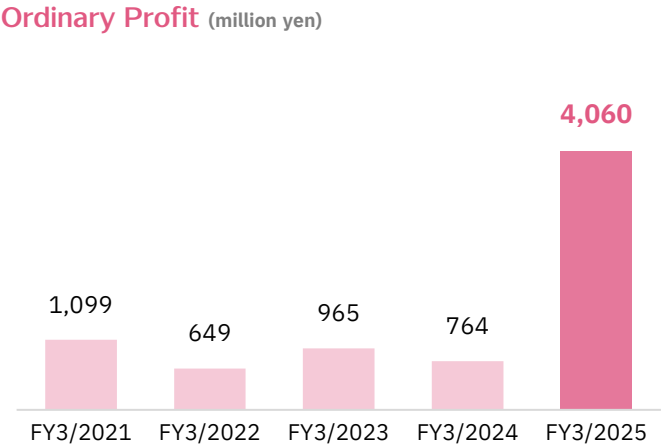
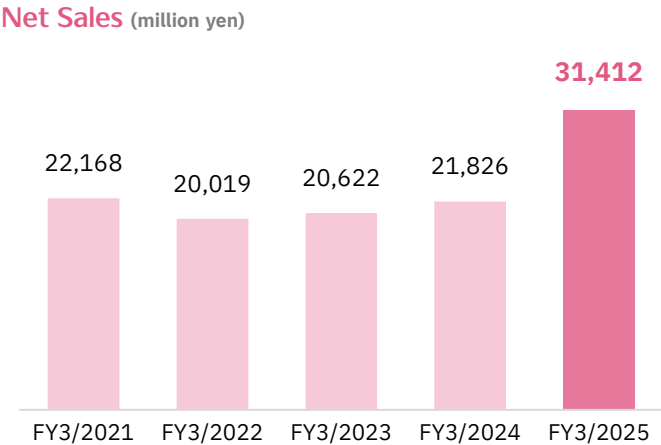
74 Consolidated Financial Highlights

75 10-Year Financial Summary

76 Corporate / Stock Information

77 Group Company Information

Consolidated Financial Highlights



10-Year Financial Summary

	2016/3	2017/3	2018/3	2019/3	2020/3	2021/3	2022/3	2023/3	2024/3	2025/3
<b>Operating Results</b> (million yen)										
Net sales	12,086	13,961	17,033	19,501	21,908	22,168	20,019	20,622	21,826	31,412
Operating profit	976	1,018	745	567	939	1,372	763	1,093	884	4,145
Ordinary profit	822	804	574	395	789	1,099	649	965	764	4,060
Profit attributable to owners of parent	553	548	349	91	160	758	275	666	651	2,937
Cash flows from operating activities	1,547	1,852	3,067	2,231	4,582	4,110	3,957	3,963	2,884	5,787
Cash flows from investing activities	(2,550)	(5,410)	(1,382)	(2,576)	(2,973)	(1,359)	(1,674)	(606)	(2,025)	(8,323)
Cash flows from financing activities	1,940	4,349	(1,941)	1,237	(2,541)	(3,148)	(1,005)	(3,999)	(410)	26,763
Free cash flows	(1,002)	(3,558)	1,685	(345)	1,608	2,751	2,282	3,357	858	(2,535)
<b>Financial Condition*</b> (million yen)										
Total assets	18,588	26,005	26,111	31,158	28,787	27,975	28,396	26,256	30,224	81,419
Net assets	4,424	7,609	7,889	7,344	7,424	8,113	8,449	8,486	9,321	30,257
Interest-bearing liabilities	9,866	13,596	12,817	16,220	14,371	12,324	11,552	9,582	12,414	23,657
<b>Per Share Data*</b> (yen)										
Basic earnings per share	15.95	15.74	9.29	2.44	4.39	20.79	7.55	18.29	18.26	75.23
Net assets per share	127.46	202.26	209.03	199.06	201.10	219.41	228.01	234.10	255.82	751.36
Dividend per share	2.50	2.50	2.50	2.50	2.50	3.00	3.00	3.50	3.50	4.00
<b>Ratios*</b>										
Return on assets (ROA)	5.0%	3.6%	2.2%	1.4%	2.6%	3.9%	2.3%	3.5%	2.7%	7.3%
Return on equity (ROE)	13.2%	9.1%	4.5%	1.2%	2.2%	9.9%	3.4%	8.0%	7.5%	15.0%
Equity-to-asset ratio	23.8%	29.3%	30.1%	23.3%	25.5%	28.6%	29.3%	31.8%	30.2%	36.9%
Payout ratio (Consolidated)	15.7%	15.9%	26.9%	102.4%	57.0%	14.4%	39.7%	19.1%	19.2%	5.3%

\*On June 21, 2024, new shares were issued via a public offering, increasing the total number of issued shares by 4,270,000.

Corporate / Stock Information (as of March 31, 2025)

➤ IR information

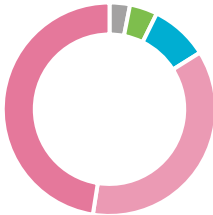
Corporate Name	SAKURA internet Inc.
Founder & CEO, President	Kunihiro Tanaka
Date of Foundation	December 23, 1996
Date of Incorporation	August 17, 1999
Capital	11,283,160,000 yen
Registered Office Address	6-38 Ofukacho, Kita-ku, Osaka-shi, Osaka 530-0011 Japan
Business Activities	Providing cloud computing services Operating data centers
Total Number of Issued Shares	41,890,700 shares
Stock Listing	Prime Market of the Tokyo Stock Exchange (Securities code: 3778)
Number of Employees	997 employees (consolidated)
Information Security Management	ISMAP ISMS ISMS Cloud Security Certification PCI DSS PrivacyMark SOC2 SOC3
Affiliations	KEIDANREN (Japan Business Federation) *Joined on April 1, 2025 Software Association of Japan Japan Data Center Council Japan Internet Providers Association and others
Osaka Headquarters	GRAND GREEN OSAKA North, JAM BASE, 3F 6-38 Ofukacho, Kita-ku, Osaka-shi, Osaka 530-0011 Japan
Tokyo Office	Sumitomo Fudosan Nishi-Shinjuku Bldg. 32F 7-20-1, Nishi-shinjuku, Shinjuku-ku, Tokyo 160-0023
Fukuoka Branch	Fukuoka Growth Next 2-6-11 Daimyo, Chuo-ku, Fukuoka 810-0041 *Relocated on April 1, 2025
SAKURA innobase Okinawa	Haseko Naha Bldg. 1F 1-2-13 Matsuyama, Naha-shi, Okinawa 900-0032

Stock Information

Total Authorized Shares	99,200,000 shares
Total Number of Outstanding Shares (excluding 1,618,258 treasury shares)	40,272,442 shares
Number of Shareholders	55,833

Share Distribution

Foreign investors	3.1%
Securities companies	4.2%
Financial institutions	8.8%
Other domestic companies	36.4%
Individuals and others	47.5%



\*Treasury shares are included in the “Individuals and Others” category.

Major Shareholders

Shareholder Name	Number of Shares Held	Shareholding Ratio (%)
Sojitz Corporation	10,585,600	26.28
Kunihiro Tanaka	5,165,355	12.82
The Master Trust Bank of Japan, Ltd. (Trust Account)	2,752,800	6.83
Ken Washikita	984,000	2.44
Nomura Securities Co., Ltd.	489,928	1.21
Custody Bank of Japan, Ltd. (Trust Account)	457,100	1.13
SAKURA internet ESOP	402,300	0.99
Rakuten Securities, Inc.	284,500	0.70
Custody Bank of Japan, Ltd. (Trust E Account)	271,200	0.67
SBI Securities Co., Ltd.	249,712	0.62

\*The shareholding ratio is calculated after deducting 1,618,258 treasury shares.  
\*The number of shares held by our President and CEO, Kunihiro Tanaka, includes the shares held by his asset management company, Kunihiro Tanaka Office Co., Ltd., reflecting his effective ownership.  
\*The 271,200 shares of our company held by Custody Bank of Japan, Ltd. (Trust E Account) are part of a trust-type scheme modeled after employee stock ownership plan (J-ESOP) introduced by a resolution of the Board of Directors on July 28, 2022, aimed at enhancing employee motivation, morale, and driving the organization and business forward. These 271,200 shares owned by Custody Bank of Japan, Ltd. (Trust E Account) are not included in the treasury shares.

## Group Company Information (as of September 30, 2025)

**Corporate Name** ITM Inc.

**Founder & CEO,  
President** Takeshi Kawamoto

**Head Office** Sumitomo Fudosan Nishi-Shinjuku  
Bldg. 32F  
7-20-1, Nishi-shinjuku,  
Shinjuku-ku, Tokyo 160-0023

**Website** <https://www.itmanage.co.jp/>

#### Business Activities

- Managed cloud and security service provider (MCSSP) business (system management services / cloud services / cybersecurity services)
- Data center business
- Network services business

**Corporate Name** SAKURA Mobile LIMITED

**Founder & CEO,  
President** Ryosuke Yamaguchi

**Head Office** 89 Queensway, Hong Kong

#### Business Activities

- Provision of connectivity and licenses for “SAKURA secure mobile connect”
- Liaison and partnership management with international telecommunications providers

**Corporate Name** Gehirn Inc.

**Founder & CEO,  
President** Daiki Ishimori

**Head Office** Seki Bldg. 7F  
1-3-6 Kudankita, Chiyoda-ku,  
Tokyo 102-0073

**Website** <https://www.gehirn.co.jp/en/>

#### Business Activities

- Security consulting and vulnerability assessment
- Planning, management, operation and sale of rental server service
- Analysis and distribution of disaster and weather information
- Web development, design, management, planning, operation, and sales

**Corporate Name** bitstar Inc.

**Founder & CEO,  
President** Akihiro Maeda

**Head Office** Sapporo Otemachi Bldg. B1F  
4-5-1 Minami-ichijo Nishi, Chuo-ku,  
Sapporo-shi, Hokkaido 060-0061

**Website** <https://bitstar.jp/>

#### Business Activities

- Internet services business
- Service integrations business
- Consulting business (related to the businesses mentioned above)
- Virtual offices and shared offices business

**Corporate Name** Prunus-Solutions Inc.

**Founder & CEO,  
President** Hironori Usui

**Head Office** Sumitomo Fudosan Nishi-Shinjuku  
Bldg. 32F  
7-20-1, Nishi-shinjuku,  
Shinjuku-ku, Tokyo 160-0023

**Website** <https://www.prunus-sol.co.jp/en/>

#### Business Activities

- System integration focusing on the area of high-performance computing

**Corporate Name** IzumoBASE Inc.

**Founder & CEO,  
President** Junpei Arakawa

**Head Office** Sumitomo Fudosan Nishi-Shinjuku  
Bldg. 32F  
7-20-1, Nishi-shinjuku,  
Shinjuku-ku, Tokyo 160-0023

**Website** <https://www.izumobase.com/#>

#### Business Activities

- Development of storage software products
- Research and consulting on storage software technologies

**Corporate Name** BBSakura Networks, Inc.

**Founder & CEO,  
President** Hiroyuki Kawabata

**Head Office** Sumitomo Fudosan Nishi-Shinjuku  
Bldg. 32F  
7-20-1, Nishi-shinjuku,  
Shinjuku-ku, Tokyo 160-0023

**Website** <https://bbsakura.net/en>

#### Business Activities

- Network virtualization
- Provision of mobile communications
- Development and operation of connectivity platforms

**Corporate Name** Tellus Inc.

**Founder & CEO,  
President** Hideto Yamazaki

**Head Office** Sumitomo Fudosan Nishi-Shinjuku  
Bldg. 32F  
7-20-1, Nishi-shinjuku,  
Shinjuku-ku, Tokyo 160-0023

**Website** <https://corp.tellusxdp.com/en/>

#### Business Activities

- Various information provision services through the internet
- Planning, production, and sales of multimedia
- Information and data business consulting
- Planning, development, and sales of computer software
- Other businesses related to the above



## SAKURA Integrated Report 2025

### About the logo of SAKURA internet Inc.

The motif of the logo is based on two cherry blossom petals floating in a stream.  
The flow of the petals represents the flow of data and the infrastructure that supports the flow.

